



## Immune Evaluation Laboratory

Neurosensory/ Jones Tower  
6501 Fannin Street, NA 404  
Houston, TX 77030

Couriers may park at  
**TMC Garage 7**

1120 John Freeman Blvd, Houston,  
TX 77030



**Couriers may park  
at TMC Garage 7**

**1120 John Freeman  
Blvd, Houston, TX  
77030**



## **Route A**

**Normal Business Hours**

**05:30am-7:00pm**

**1st Floor Walter Tower  
Entrance**

## **Route B**


**After Business hours**

**24 hours**

**1st Floor Dunn Tower,  
Fannin Valet Entrance**

## Route A

1. Take Garage  
7 Elevators to  
**G floor** and  
take left to  
Walter Tower  
Entrance



## Route A

**2. Complete  
Temperature  
Check and  
follow  
direction to  
Neurosensory/  
Jones Building**



## Route A

### 3. Take Neurosensory/ Jones Building Elevator to 4th floor




## Route A

**4. BCM**  
**Immune Evaluation Laboratory** will be on the left side of the hallway.  
(Follow the drop-off instructions)




## Route B

1. Take Garage 7 Elevators to **G floor** and make a right.




## Route B

2. After the left, walk straight to go around the building




## Route B

**3. Go straight till you reach the stairs. Make a left after you go down stairs and enter Dunn Tower.**




## Route B

4. Enter  
John S. Dunn  
Tower for  
temperature  
screening.



## Route B

5. Follow  
directions to  
get to  
**Neurosensory/  
Jones Building**




## Route B

6. Keep going straight to leave Dunn Tower and enter Walter Tower



## Route B

7. Follow  
direction to  
**Neurosensory/  
Jones Building**



## Route B

8. Take  
**Neurosensory/  
Jones Building**  
Elevator to 4th  
floor



## Route B

**9. BCM Immune Evaluation Laboratory will be on the left side of the hallway.  
(Follow the drop-off instructions)**

