



Baylor
College of
Medicine

Pedi Press

A Quarterly Publication of the Department of Pediatrics



Texas Children's
Hospital

Volume 6, Issue 2

Spring 2017

FEATURE ARTICLE

2

DEPARTMENT NEWS EVENTS & HAPPENINGS

4

DEPARTMENT NEWS FACULTY & STAFF FEATURES

22

DEPARTMENT RESEARCH HIGHLIGHTS & UPDATES

28

MAKE A NOTE UPCOMING EVENTS

31



FEATURE ARTICLE . . .

Pediatric Cancer Initiative Launched in Africa

"Our goal is and must continue to be that no child — anywhere in the world — should die from cancer. But at a minimum, all children should have the same fighting chance."

--Drs. Giovanni Caforio and David G. Poplack

Baylor International Pediatric AIDS Initiative (BIPAI), Texas Children's Hospital, and Bristol-Myers Squibb Foundation have entered into a partnership with the governments of Botswana, Uganda, and Malawi to create an innovative pediatric hematology-oncology treatment network in southern and east Africa, much like the earlier effort to combat AIDS. The announcement of the \$100 million initiative, called Global HOPE for "Hematology-Oncology Pediatric Excellence," was made on February 21, 2017. Bristol-Myers Squibb Foundation committed \$50 million over five years to fund the training of healthcare providers and establishment of a clinical infrastructure and operations, and BIPAI will raise an additional \$50 million for future operating costs. The effort is designed to build long-term means to treat and improve the prognosis of children with blood disorders and cancer in the region. The different governments will each be involved in the development of a pediatric hematology-oncology network and will assist with the training and other aspects needed to support Global HOPE.

Today, the mortality rate for children diagnosed with cancer in these areas is estimated to be as high as 90%, compared to 80% survival for children with cancer in the United States. The disparity is the result of an inadequate healthcare infrastructure and lack of physicians and other healthcare providers who are trained to treat children with cancer. Further, the children who are diagnosed often cannot access proper medical care, a matter complicated by cultural factors, such as distrust of conventional medical care, that often hinder their receiving care. **Dr. David Poplack**, Director of TCH's Children's Cancer and Hematology Centers, noted that Botswana, Malawi, and Uganda combined have some 11,000 new cases of pediatric cancer diagnosed annually, along with 40,000 new cases of serious, life-threatening blood disorders, but only five pediatric oncologists.

"The success we've had in radically changing the course of pediatric HIV/AIDS in sub-Saharan Africa is due in large part to the tremendous support provided by the country governments, healthcare providers on the ground and donors who have made our work possible. . . We look forward to helping patients and their families by embarking on this uncharted area of cancer care in Africa. Working with our partners, we aim to build a self-sustaining infrastructure that changes the tide of these childhood diseases in sub-Saharan Africa."

-- Dr. Mark W. Kline, President and Founder of BIPAI, Chair of Pediatrics at BCM and Physician-in-chief of Texas Children's Hospital

The initiative will be modeled after the efforts of BIPAI, the Bristol-Myers Squibb Foundation, and local governments, which have built the largest pediatric HIV treatment network in sub-Saharan Africa. It has trained 52,000 healthcare professions since 2003 and provides healthcare for almost 300,000 children with HIV and their families in sub-Saharan Africa. It has lowered the mortality rate for these children to 1.2 percent. The projected Global HOPE training will involve some 4,800 healthcare providers from Botswana, Uganda, Malawi, and other African countries, who in turn will be able to train others. The expansion of treatment will begin immediately in temporary facilities, while the permanent structures are being built.

"We are eager to get started on this critical initiative to help children with blood disorders and cancer. Working with our partners and drawing on our expertise of building sustainable health systems in underserved countries, we will help make a significant difference in the outcomes for children while creating a blueprint for other countries to follow. This initiative builds on 18 years of success of the Foundation's Secure the Future program and will offer new hope to families impacted by pediatric blood disorders and cancer."

-- Dr. Giovanni Caforio, Chairman of the Board of the Bristol-Myers Squibb Foundation and CEO of Bristol-Myers Squibb Co.

"This project is building on a solid foundation for pediatric cancer treatment in Botswana that began with pediatric oncologists from Texas Children's Cancer and Hematology Centers," "The Global HOPE program will bring to Botswana the latest biomedical technologies and the potential to work with local institutions such as the Botswana Innovation Hub and University of Botswana to quickly increase the survival of children with cancer and life threatening blood disorders in Botswana and the region."

--- His Excellency the President Lt. Gen. Dr. Seretse Khama Ian Khama of the Republic of Botswana



DEPARTMENT NEWS . . .

EVENTS & HAPPENINGS

Department Continues Exceptional Growth

Department of Pediatrics Faculty Count



On February 7, **Dr. Mark Kline**, Chairman and Physician-in-Chief of TCH, held a departmental faculty meeting during which he presented updates on the department's exceptional growth.

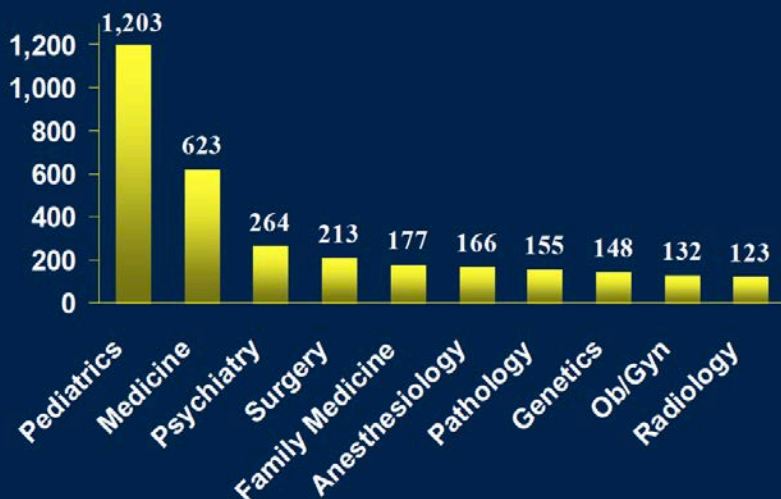


In terms of the number of faculty members, the department has grown exponentially during the past decade, from 500 in 2007 to 1203 at the end of 2016, rendering it the largest department at Baylor College of Medicine and the largest Department of Pediatrics in the world. In addition, 14 (9 female) new Vice-Chairs have been appointed and 20 (8 female) new Houston-based Section Heads/Service Chiefs have been added since 2009. New Sections include Tropical Medicine, Public Health, and Palliative Care. The department also has the world's first pediatric Special Isolation Unit.

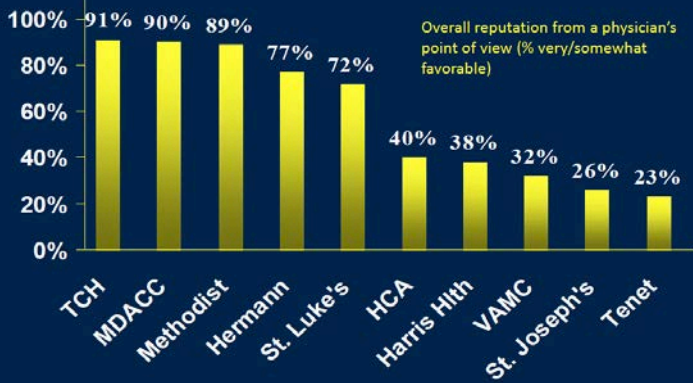
New clinical, research, and education programs have been developed at the Children's Hospital of San Antonio, which now boasts approximately 160 San Antonio-based pediatric faculty.

Worldwide, the department is the #1 provider of pediatric HIV/AIDS care and treatment.

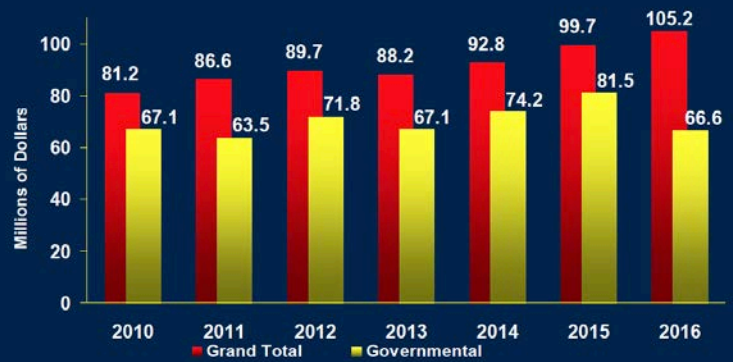
Ten Largest Baylor Departments, 2016



Harris County Medical Society Physician Survey, 2016



Department of Pediatrics Grant and Contract Awards



The Department also has excelled in numerous other areas, including overall reputation from a physician's point of view, with TCH outdistancing all other institutions in the medical center; growth in funding, with a steady increase since 2010; and faculty recognition, with 37 faculty receiving the Fulbright & Jaworski Teaching Awards in 2016, demonstrating an almost 400 percent increase since 2005.

Dr. Kline also noted that seven specialties ranked among the top 10 in the *U.S. News & World Report*.

Fulbright & Jaworski Teaching Awards to Pediatric Faculty, 2005-2016



Recent notable national awards include the American Pediatric Society award, presented to **Drs. Carolyn Altman, Tom Baranowski, Antonio Cabrera, Jeff Kaiser, Jeff Kim, Doug Moodie, and Ben Shneider**; the Breakthrough Prize in Life Sciences awarded to **Dr. Huda Zoghbi**; the Alexander Fleming Award presented to **Dr. Carol Baker**; and the E. Mead Johnson Award given to **Dr. Jordan Orange**.

Outstanding faculty awards also were presented; for more information, see page 22.

Seven Specialties Ranked Among the Top-10 in USNWR, 2016-2017

Specialty	2016 Rank	2015 Rank	2014 Rank	2013 Rank
Pulmonology	#1	#2	#4	#3
Cardiology and Heart Surgery	#2	#2	#2	#3
Neurology and Neurosurgery	#2	#2	#6	#7
Cancer	#2	#4	#4	#7
Nephrology	#3	#4	#4	#7
Urology	#5	#3	#7	#11
GI	#6	#11	#5	#4

Others: Diabetes and Endocrinology (#11), Neo (#14), Ortho (#21)

Faculty Members Provide Training in Thailand


Several faculty members of the Section held Pediatric Fundamental Critical Care Support (PFCCS) courses for the Society of Critical Care Medicine at the Faculty of Medicine Ramathibodi Hospital in Bangkok, Thailand in January and February.



The PFCCS course was updated with the latest knowledge in pediatric critical care. The two days of comprehensive courses focused on how to recognize and manage acute critically ill pediatric patients, especially during the first 24 hours. The two-day course also prepared non-intensivists, nurses, and critical care practitioners to manage and deal with acute deterioration of critically ill children. The course also assisted the non-intensivists in handling the sudden decline of a previously stable patient. It was designed for physicians, hospitalists, advanced nurses, transport team members, and other healthcare professionals involved in pediatric critical care, including pediatric surgery, emergency, and anesthesia. The course had both didactic lectures and hands-on clinical skill (small group rotation and simulation) sessions.

Faculty members who participated were **Dr. Jorge A Coss Bu** (PFCCS Course Director), **Dr. M. Hossein Tchamtschi** (PFCCS Course Instructor), **Dr. Patricia Bastero**, **Dr. Kevin Roi**, **Dr. Tessy A Thomas**, and **Dr. Renan Orellana**.





Country Singer Makes Donation to TCH

On March 24, country singer and composer RaeLynn made her first donation from the RaeLynn Diabetes Fund to Texas Children's Hospital, to which she gives credit for having saved her life. The event also marked the release of her debut album, *Wild Horse*, and the day was designated "RaeLynn Day" by Houston Mayor Sylvester Turner (above, left). RaeLynn was diagnosed with type 1 diabetes when she was 12 years old, and received her care at BCM/TCH. She subsequently had a career breakthrough after appearing on NBC's "The Voice" in 2012. With the release of her current single, "Love Triangle," the singer's career soared. She was recently nominated for the 2017 Radio Disney Music Awards fan-voted The Freshest! – Best New Artist Country and selected as a 2017 "Country Artist to Watch" by Pandora Radio, Napster and Billboard. Her "God Made Girls" track has had more than 925,000 track equivalent sales, has been streamed more than 48 million times, and was nominated in 2016 for Radio Disney's Favorite Country Song. **Dr. Jake Kushner**, Chief of Diabetes and Endocrinology (above, right), accepted the gift on behalf of the hospital and expressed the hospital's appreciation. After the proclamation, RaeLynn joined patients in the hospital's Kids' Own Studio to listen to songs on her album and to pose for photographs.

"The care that this hospital gave me at such a young age and the confidence it gave me to just be really comfortable with my diabetes is just absolutely incredible. I'm so honored to be able to stand here today and give from my diabetes fund on a day that is so special to me."

-- Country Singer,
Song-Writer RaeLynn

New Therapy Suite Offers Specialized Treatment



A new therapy center for patients fighting neuroblastoma, one of the most challenging forms of cancer to treat, has opened at TCH to provide them specialized treatment with I-131 MIBG, a targeted nuclear medicine that combines metaiodobenzylguanidine (MIBG) with radioactive iodine (I-131). The treatment, which is administered intravenously during a session lasting less than two hours, is available in only a few centers in the nation. Although the infusion takes only a short period of time, the patient must remain in a specially-equipped, lead-lined hospital room for several days afterwards, for observation and monitoring.



A ribbon-cutting ceremony for the new suite was attended by clinicians and one of the current patients fighting neuroblastoma.

Dr. Susan Blaney is Deputy Director of the Cancer Center, which partnered with Radiology to open the suite on the ninth floor of West Tower. She noted that the three-room suite, which is composed of a lead-lined patient room, an adjoining room for family members, and an entry area for clinicians to consult, is “a tremendous milestone and a phenomenal effort on behalf of professionals from across the hospital.” She also pointed out that only a very few pediatric hospitals nationwide are equipped with the expertise and infrastructure to provide this level of treatment.

Dr. Robert Orth, Division Chief of Body and Nuclear Radiology at TCH, added that, “Being able to offer this treatment is a testament to our multidisciplinary approach to caring for our patients.”

Co-Director of the Neuroblastoma Program **Dr. Jennifer Foster** commented that TCH now can provide a one-stop-shop for patients with neuroblastoma. The new suite will invite referrals from across the country and the world. It also will allow physicians and researcher the ability to explore how I-131 MIBG therapy might be combined with other therapies as part of novel clinical trials.




His Grace Foundation Celebrates 20th Anniversary

His Grace Foundation, envisioned two decades ago by Erin Kiltz while her daughter Gracie was being treated for leukemia at TCH, just celebrated its 20th anniversary – by serving the families on the Bone Marrow Unit with meals, goodie bags, massages, and good cheer. As Gracie's mother experienced the difficult circumstances surrounding her daughter's illness, she also realized how the support of family and friends helped them and, ultimately, empowered them to see beyond their own situation. She wanted others to have similar support, and accordingly His Grace Foundation was formed.

His Grace began its work on Valentine's Day, 1997, by serving a gourmet meal to the caregivers on the Bone Marrow Transplant Unit. That first gesture has grown into a broad service that provides physical, emotional, and financial support to patients and their families on the Bone Marrow Transplant Unit. Among the services it provides are emergency funding, educational support and scholarships, arts in medicine programs, massage therapy, and celebrations, as well as temporary housing for families. The foundation also provides a personalized gift baskets to patients when they arrive on the unit and free parking for patients' families. In addition, volunteers serve several catered meals each month and make weekly shopping runs. Child Life Specialist Regina Burdett, who has worked in the unit for the past four years, expressed her appreciation for the services of His Grace Foundation by stating, "The things they do go a long way. They provide things families don't realize they need, including a fresh, friendly face and some social interaction from someone off the unit that they don't encounter every



Sarcoma Center Makes Great Progress in Three Years



Three years ago, the TCH Cancer Center established the Faris D. Virani Ewing Sarcoma Center to raise awareness of the research and development of better therapies for children affected by this condition. **Dr. Jason Yustein**, Director of the Center, recently congratulated the individuals who have been involved in the "journey to find better therapies and a cure for Ewing sarcoma by providing us moral and financial support, collaborating with us, and volunteering for this cause." He also noted that the center has pursued diligently the goals of understanding mechanisms of

metastasis and therapeutic resistance, determining biomarkers of the disease, understanding tumor metabolism and cancer stem cells, and identifying and testing new therapies. In doing so, they have enhanced collaborations with pharmaceutical companies to explore novel molecules, support the training and development of junior faculty following research in this field, organized an international symposium on Ewing sarcoma to engage multidisciplinary faculty, and published research.

"We feel confident with the progress we are making against Ewing sarcoma. But our mission has only just begun, and as we vigorously move forward, we are determined to enhance our efforts until every Ewing sarcoma patient has a chance for a cure."

--Dr. Jason Yustein

Department Launches Fellowship Program In Newly Established Section



In July 2017, a new fellowship program will be launched within the newly established **Section of Pediatric Hospice and Palliative Care**, formed in 2016. Approved by the Accreditation Council for Graduate Medical Education in January, the **Pediatric Hospice and Palliative Medicine Fellowship** will be one of only 11 accredited pediatric palliative care fellowship programs in the country. Under the direction of **Dr. Jill Ann Jarrell**, Asst. Professor, and **Dr. Jared Rubenstein**, Asst. Professor, the program will start with one fellow and expand to two, consistent with the size of other programs nationally.



“Our establishment of a state-of-the-art palliative care program at Baylor and Texas Children’s Hospital reflects our commitment to the holistic care of seriously ill children and their families. Ultimately, we hope to drive education and innovation in palliative care in the same way that we do in so many other pediatric subspecialty areas.”

-- Dr. Mark Kline, Chair of the Department of Pediatrics, BCM, and Physician-in-Chief, TCH

Palliative care is an emerging pediatric subspecialty that specializes in providing medical care for children with serious and chronic illnesses, focusing especially on providing relief from symptoms and stress of the illness to improve the patient’s and family’s quality of life. Although many people think of palliative care as being merely end-of-life care, it encompasses much more than that by extending the provision of care to paying attention to the patient’s and family’s psychosocial needs (including financial concerns, religious beliefs, and cultural traditions), which are important factors that impact overall health and the ability to cope with disease. It also involves care discussions, complex care coordination, advanced symptom management, and grief and bereavement support, in addition to end-of-life care.

The primary clinical site will be at Texas Children’s Hospital, and fellows in the program will conduct hospital rotations with the Texas Children’s Pediatric Advanced Care Team (PACT), a multidisciplinary team composed of physicians, nurses, social workers, chaplains, bereavement coordinators, and other healthcare providers. These rotations will include engagement with the anesthesia pain service, physical medicine and rehabilitation, and hematology/oncology and other pediatric specialties, and a research component. The fellows will be trained in care discussions, complex care coordination, advanced symptom management, and grief and bereavement support, in addition to end-of-life care. The fellows also will rotate with Houston Hospice on home and in-patient visits and with Health Bridge, a long-term care facility.

Collaboration Will Serve Physicians Worldwide

In March, BCM and Medscape, the leading source of medical news and information for physicians, announced a collaboration using **Medscape Consult** to connect BCM pediatricians with physicians around the world. Medscape Consult is a global peer-to-peer, point-of-care digital venue that provides a means of sharing cases, asking questions, and engaging colleagues regarding clinical observations and discoveries.

Dr. Ricardo Quiñonez, Assoc. Professor, will serve as editor-in-chief of the team of BCM pediatric experts who will serve as Medscape Consult editors. They will provide insights, responses and replies to physicians' questions about complex clinical concerns or unusual cases, and reports on emerging pandemics that affect children.



"Physicians everywhere are confronting a host of new clinical challenges in a rapidly changing environment. They need to connect with colleagues and get advice and answers quickly. At Baylor and Texas Children's, we have the perspective of seeing some of the most difficult pediatric cases from around the world. Through our Medscape Consult partnership, we can offer our colleagues the knowledge and insights gained through that experience."

--Dr. Ricardo Quiñonez



Because hundreds of thousands of physicians have leveraged Medscape's crowd-sourcing platform since its launch in 2015, with pediatricians being among the most active users, this initiative can be instrumental in warning of impending pandemics or other medical emergencies. One example cited is the recognition of a spike in the number of infants born with microcephaly and a possible link to the Zika virus, which was reported in November 2015 by a Consult pediatrician from Brazil. Early alerts have the potential to save lives globally.

Dr. Steve Zatz, CEO of WebMD/Medscape commented, "It is a privilege to partner with the physicians at Baylor College of Medicine. Physicians are increasingly relying on digital platforms to get the information they need to keep up with the pace of practice. This new partnership strengthens our commitment to ensuring that Medscape Consult provides clinical information that is evidence-based and clinically useful within an engaged and growing global community of physicians."

3rd Food Allergy Symposium Draws Sell-Out Crowd

The Food Allergy Program at TCH, under the direction of **Dr. Carla M. Davis**, Assoc. Professor, held a sold-out symposium in the fall. The program's mission is to provide high-quality patient care, increased access to



cutting-edge research, innovative treatment advances, and quality patient support groups for children with allergies. Dr. Davis also is Presiding Officer of the Senate Bill 66 Committee to give recommendations to implement unassigned epinephrine injectors across Texas and is working with the Department of State Health Services.



The Food Allergy Program provides:

- individualized patient care for each child and family, keeping them informed of the most current treatment for food allergy disorders
- access to state-of-the-art food allergy treatment options
- information on new methods for diagnosis, evaluation, and treatment of eosinophilic esophagitis
- extended educational research and outreach to prevent severe food allergy reactions in schools



During the past year, the Food Allergy Family Network has grown to include 13 leaders with the ability to educate more than 1000 children and families. Quarterly Food Allergy Family Network meetings are held at the Feigin Center. A new Food Allergy Prevention and Treatment Clinic was launched under the leadership of **Dr. Katherine Anagnostou**. The Food Allergy Program also is collaborating with the Health Museum, and **Dr. Christina Nance** (right) is spearheading this initiative within the program.



The purpose of the Symposium was to educate families of children with food allergies about the basis of their allergies and how to manage their children's diets and nutrition, anxiety, legal issues, gastrointestinal problems, as well as how to participate in research studies. It had 180 registrants and



several walk-in participants. Several experts, including Dr. Anagnostou, Dr. Sara Anvari, Dr. Gretchen Browne (psychologist), Dr. Anthony Olive (gastroenterologist), Ms. Lucie Shipp Tredenrick, JD, and food allergy dietitians Mrs. Madelyn Wilson, RD, and Jillian Davis, RD, spoke. Ms. Avina Nguyen led the Children's Session, which had separate presentations for teens and young children. Ms. Adriana Kelly led the young children's session.

NICU First in State to Achieve Level IV Designation

On April 7, the neonatology intensive care unit at TCH became the first hospital in the state to achieve level IV NICU designation by the Texas Department of State Health Services. The designation means that the Newborn Center meets all Level III capabilities *and* has the ability to provide care for infants born earlier than 32 weeks gestation and weighing less than 1,500 grams, provide life support, perform advanced imaging, and offer a full range of respiratory support.

The designation is the result of legislation passed in 2013 that gave the state until March 1, 2018 to establish and implement neonatal and maternal level of care designations. Texas is one of the few states that require NICUs to undergo a site visit to verify that they meet the Neonatal Levels of Care classifications as defined in the Texas Administrative code. The designation process must be completed by September, 2018, in order to receive Medicaid reimbursement for neonatal services.



"As a Level IV NICU, our neonatal team has the resources and expertise to deliver the highest level of care



available for premature and critically ill newborns. This designation helps ensure our neonates, who require highly specialized resources and 24/7 multidisciplinary care, are treated in the right level of NICU to achieve the most optimal outcomes."

-- Dr. Gautham Suresh

Attaining Level IV designation required collaboration among NICU leadership, staff, and employees, as well as support services, including pharmacy, respiratory, physical therapy, lactation, nutrition, and social services, that assist the neonatal team care for critically ill infants. The effort began in June 2016 with weekly work groups that included members from neonatology and various ancillary departments across the institution. The participants were made familiar with the guidelines impacting each area, and the necessary materials and documentation were gathered to prepare for the site visit and the application process that followed. Among the requirements for Level IV NICU is the development of a Quality Assessment and Performance Improvement (QAPI) committee and a program plan that outlines the Newborn Center's services, policies, procedures, and structures for prioritizing quality-improvement initiatives. The Newborn Center incorporated its existing quality and safety program into the QAPI program.

The Center also participated in a rigorous, 2-day, survey site visit conducted by the American Academy of Pediatrics NICU Verification Program in November 2016. The visit involved interviews with NICU nursing and physician leadership, reviews of the policies and medical records, and the credentialing process. The surveyors toured all of the NICUs and other hospital areas that support neonatal services.

UpWORDS Language Program Off to Good Start



Almost a year has passed since the launch, under the direction of Section Chief **Dr. Christopher Greeley**, of a program geared toward improving an infant's language skills. Research shows that the most significant part of rearing smarter, happier babies is talking more with them, right from birth – even before the baby understands a single word, and the most important time in life for development is before the third birthday. By the time a child reaches 3 years of age, 80 percent of the brain development is complete, rendering those years critical. Research also has revealed that many children are exposed to 30 million fewer words than are their peers by the time they are 3 years old, leaving them at a significant disadvantage academically and socially. The upWORDS program provides an opportunity to rectify that discrepancy.

“We conventionally think of worrying about language skills and children at 2 and 3 years of age, when they’re starting to read and learning their A,B,Cs. But the data are clear that babies, even young babies, are mindful of language and mindful of verbal and non-verbal communication even in the first few months of life.”

-- Dr. Christopher Greeley

The response to UpWORDS from parents has been overwhelmingly positive. One mother, whose son was 7 months old when they entered the program, said that the program “definitely met my expectations and beyond. . . I didn’t know that I could increase it [language] as much as I have.” Another mother commented that her 22-month-old daughter’s language skills have improved greatly as a result of upWORDS and that everyone in the family has benefited.

The program, developed in association with the LENA Research Foundation, was launched last summer as a pilot program at TCH’s West Campus. A small recorder that fits inside a vest worn by the child measures the number of words a family speaks to their child and how much the child responds in return. The recording is translated into data that the parents can use to gauge how frequently they talk to their child and identify opportunities to increase the level of spoken interactions they have.

UpWORDS, which is available in both English and Spanish, uses the LENA System™ to monitor the child’s home language environment. The curriculum includes 15 to 16 one-hour group classes, over the course of four months, that teach parents how to use the system and simple techniques to increase interactive conversation with their children. So far, 20 families have completed the course, and another 40 are currently enrolled.



Symposium Addresses Future of Healthy Children

A symposium, titled “The Future of Healthy Children: Building Resilience and Mitigating Adversity for our Children, Families, and Communities” and sponsored collaboratively by the Section of Public Health at BCM/TCH and Children’s Memorial Hermann Hospital, was held on February 16 to raise awareness about issues affecting children’s health. **Nancy Correa**, Community Outreach Coordinator, coordinated the event, which was held at Crime Stoppers of Houston.



The seminar featured Dr. David Willis (pictured above, right) as the Keynote Speaker. Dr. Willis is Division Director of Home Visiting and Early Childhood Systems, Health Resources and Services Administration. His address was titled, “The Future of Community-based Child Abuse Prevention.”



Photo courtesy of Ayala Vargas

Dr. Christopher Greeley, Public Health Section Chief, opened the seminar by welcoming the participants and providing a brief overview of the program. The first session addressed innovative community strategies to support family well-being. Speakers from different institutions addressed specific issues (see side column). After a short break, **Dr. Fernando Stein**, Assoc. Professor and President of the American Academy of Pediatrics, gave an address on “The Pediatrician’s Role in Promoting Community Health.” He was followed by Dr. Willis, who gave the Keynote Address.

Innovative Community Strategies to Support Family Well-being

Child Abuse Prevention

Sasha Rasco, MPA
Assoc. Commissioner, Prevention and Early Intervention,
Texas Department of Family and Protective Services

Postpartum Depression

McClain Sampson, PhD, MSSW
Asst. Professor, University of Houston—Graduate College of Social Work

Intimate Partner Violence

Barbie Brashear, MSW
Exec. Director, Harris County Domestic Violence Coordinating Council

Food Insecurity

Shreela Sharma, PhD, RD, LD
Assoc. Professor, University of Texas Schol of Public Health

Home Visitation

Julie Crowe, LMSW
Vice-President, Prevention and Early Intervention Services,
DePelchin Children’s Center

Pulmonary Hypertension Program Receives Accreditation



The TCH Pulmonary Hypertension Program, under the direction of **Dr. George Mallory**, Professor and Medical Director of the TCH Lung Transplant Program, has been awarded accreditation by the Pulmonary Hypertension Association (PHA). The designation has been earned by only six pediatric institutions nationwide, and TCH is the only one in the southwest to be awarded this distinction. Requirements for accreditation include demonstrating dedication to making a proper diagnosis, as well as the capacity to appropriately and comprehensively manage patients with PH through a set of criteria established by the PHA's Scientific Leadership Council and the PHCC Oversight Committee. More detailed requirements can be found at the PHA's website.*

The program, which was established in 2001, receives referrals nationally and internationally and strives to provide complete care for all patients. It features one of the largest comprehensive pediatric teams in the nation, with medical providers, nursing, social work, nutrition, pharmacy, and exercise therapy contributing to the patient's overall care.

The PH Care Center will contribute to a PHA national patient registry that will track diagnostic and treatment patterns and patient outcomes to help establish best practices in patient care.



TCH's Pulmonary Medicine is ranked #1 nationally by *U.S. News & World Report*. The Pulmonary Medicine team, led by Chief of Service **Dr. Peter W. Hiatt**, Assoc. Professor, specializes in the evaluation and treatment of complex, chronic and rare pulmonary disorders and offers services to treat children dealing with a variety of pulmonary issues.

"PH is a rare disease which requires care from highly trained specialists. PHA-designated comprehensive care centers are committed to providing state-of-the-art care and therefore achieving the best possible outcomes."

-- Dr. George Mallory

"This accreditation is a recognition of the care that our PH program provides for children who suffer from PH. It is an honor to collaborate with other PH specialists around the country to advance the understanding and treatment of this condition."

-- Dr. Nidhy Varghese,
Asst. Professor

Faculty Member Leads Parasite Study in Colombia



Dr. Rojelio Mejia, Asst. Professor, along with Dr. Alejandro Restrepo from BCM Infectious Diseases, travelled to Medellín, Colombia, in April to continue his study on immune response and parasite burden in hosts co-infected with *Giardia lamblia* and *Ascaris lumbricoides*.

This stage of the study focuses on children living in socioeconomically disadvantaged areas of Medellín. Two hundred children have been tested and treated for gastrointestinal parasites. Dr. Mejia and his team are investigating the immune response of these children to polyparasitism and how it induces recurrent parasitic infections. They will be tested again approximately four months after their first treatment to evaluate post-treatment efficacy. The team also visited field sites to observe and evaluate the research process.



*Cramped housing and lack of public services pervade on the outskirts of Medellín.
Photo courtesy of Dr. Rojelio Mejia*

Dr. Mejia presented the findings and next steps of the study to students and researchers from collaborating partner Instituto Colombiano de Medicina Tropical and Universidad CES. He noted that, "In the first stage of the study, we were surprised by the amount of helminths and protozoa infections we found in these urban slum areas affecting children under 5 years. This study will broaden the scientific understanding of the immune response between these intestinal parasites."

Global Health Co-Hosts Successful Global Maternal and Child Health Pre-Conference

Texas Children's Global Health successfully co-hosted, along with the Rice Business Jones Graduate School of Business and the Houston Global Health Collaborative (HGHC), a Global Maternal and Child Health Pre-Conference. The pre-conference was part of the 2017 Sustain Sixth Annual Global Health Conference held March 23-25. The conference, which attracted a total of 238 registrants, was centered around the United Nation's Sustainable Development Goals, and brought together an interdisciplinary group of professionals with a passion for global health innovation and advancement.



Dr. Saeed Ahmed presented on Technical Support to PEPFAR, exemplifying the value of capacity building



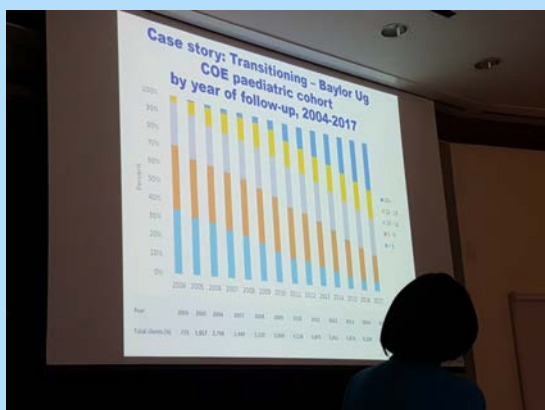
Bert Gumeringer, of Texas Children's Facilities Operations, expands on the training of International Facility Managers



Dr. David Poplack identifies the strategic approach of Global HOPE, the 1st pediatric cancer center of Africa



Ana-Maria Schweitzer, Executive Director of Baylor Romania, discusses successful, sustainable strategies



Dr. Addy Kekitiinwa, Executive Director of Baylor - Uganda, discusses changing demographics of children and adolescents living with HIV



Dr. Lynda Tyer-Viola, nursing executive at Texas Children's Pavilion for Women, and Dr. Gordon Schutze, BIPAI vice president for international medical services, discuss re-integration after global health work

Baylor-Uganda Advances HIV/AIDS Education & Treatment

The Baylor-Uganda team is scaling up efforts to meet the Joint United States Programme on HIV/AIDS' (UNAIDS) 90-90-90 targets: 90 percent of people living with HIV to know their status, 90 percent who know their HIV-positive status to access treatment, and 90 percent of people receiving treatment to have suppressed viral loads.

In January, the Uganda center, under the direction of **Dr. Adeodata Kekitiinwa**, (left) hosted Amakobe Sande, UNAIDS country director (right), who toured the facility to learn about the advances that have been made and challenges to overcome in order to meet the 90-90-90 goals. Among the advances is the use of an electronic record management system, which has resulted in significantly reduced waiting times for clinic appointments, lab results, and pharmacy orders. It also has allowed Baylor-Uganda to implement a Differentiated Service Delivery model, which reduces burdens to the healthcare system. Challenges include a limited infrastructure and equipment, especially those used for adolescents being treated at the center and who participate in programming geared specifically to their needs. Ms. Sande and Dr. Kekitiinwa, affectionately known as "Dr. Addy," joined the Baylor-Uganda children's choir to sign campaign songs on attainment of 90-90-90 targets (below).



Around the World...



Headquarters

Headquarters hosted the Executive Directors (ED) for the annual ED Meeting in Houston, TX. The EDs also participated in the maternal-child health pre-conference sponsored by TCH at the Houston Global Health Collaborative Sustain Conference.



Colombia

The Global TB Program at Texas Children's Hospital and Baylor College of Medicine partnered with OIM Colombia (Internal Migrations Office) to #EndTB through a training with participants from Colombia's Ministry of Health and other organizations.

...with Global Health



Texas Children's
Hospital®



Romania

The Romania COE hosted the Bush School at Texas A&M University for a capstone project: "Lessons From the Field: From a Community Viral Hepatitis Program to a National HCV Prevention, Screening, Care, and Treatment Program in Romania." The students met with representatives of TCH Global Health and the Romanian Minister of Health. They also met with AbbVie representatives at Baylor Romania to discuss Hep B/C treatment within Romania.



Angola

Texas Children's Global Health Corps physician Silvina Kahan of the Angola Sickle Cell Initiative presented "Comprehensive Management of Children with SCA in Cabinda, Angola" at the 3rd Congress on Sickle Cell Disease in India, winning an award for the presentation.



Uganda

Baylor-Uganda received a golden award from Access Uganda Ltd. for the Best Pediatric Infectious Diseases Clinic Pharmacy in Supply Chain Management of HIV related Commodities. Baylor-Uganda has exhibited best practices in the whole of Uganda for planning, forecasting, distribution and accountability in HIV-related commodities. Baylor-Uganda also participated in the regional dissemination of the Test and Treat Guidelines that were recently launched by the Government of Uganda and rolled out the Clinical Community Linkages and Referral framework for Rwenzori region. The framework emphasizes the role of the community in attaining the 90-90-90 United Nations targets under the differentiated service delivery model.



Lesotho

The Lits'ats'abele Maseru Baylor-Lesotho Fitness Club takes Employee Health to the next level at the Baylor College of Medicine International Pediatric AIDS Initiative COE with daily aerobics led by the local pharmacy technician, Maphafane.

DEPARTMENT NEWS . . .

FACULTY & STAFF FEATURES

Teaching Awards Presented at Faculty Meeting



(l-r) Drs. Mark Kline, Gordon Schutze, Linda Andrews, Christopher Greeley, Al Hergenroeder, Jennifer Dietrich, Alisia Acosta, Anthony Olive, Danny Castro, Melissa Carbajal, Teri Turner

Dr. Teri Turner, Vice-Chair of Education and Director of the **Center for Research, Innovation and Scholarship in Medical Education (CRIS)** (pictured right), presented teaching awards for 2016 at the February faculty meeting. Joining her in congratulating the recipients were **Dr. Mark Kline**, Chairman, and **Dr. Gordon Schutze**, Vice Chairman and Executive Vice-Chair of Education (pictured left, respectively). Awards and awardees, in alphabetical order were:

Alisa A. Acosta, MD, MPH, Award of Excellence for Presentation at Baylor Pediatric Grand Rounds, for presentation entitled, "What's Essential About Primary Hypertension in Children and Adolescents?"

Linda Andrews, MD, Baylor College of Medicine Special Recognition Award for Meritorious Service, for her dedication to the educational mission, outstanding leadership skills and role modeling of professionalism and collaboration

Melissa M. Carbajal, MD, Baylor Pediatric Award of Excellence in Teaching, for the most outstanding performance in teaching during the academic year of July 1, 2015 through June 30, 2016

Danny Castro, DO, MEd, Baylor Pediatric Award of Achievement in Educational Innovation, for organizing, implementing, and administrating the Critical Care Boot Camps

Marietta DeGuzman, MD, Outstanding Clinician Award, Department of Pediatrics, for recognition by peers as an exceptional clinician providing the highest quality medical care to patients (not pictured)

Jennifer E. Dietrich, MD, MSc, Baylor Pediatric Award for Excellence in Teaching by a Non-Pediatric Faculty Member, for the most outstanding performance in the teaching of pediatric learners by a non-pediatric faculty member for academic year July 1, 2015 through June 30, 2016

Christopher S. Greeley, MD, Award of Excellence for Presentation at Baylor Pediatric Grand Rounds, for presentation entitled, "The Impact of Adversity and Inequality on Child Health"

Albert C. Hergenroeder, MD, The Arnold J. Rudolph Baylor Pediatric Award for Lifetime Excellence in Teaching, in recognition of sustained excellence in teaching over a professional lifetime career in pediatrics

Anthony Olive, MD, Outstanding Clinician Award, Department of Pediatrics, for recognition by peers as an exceptional clinician providing the highest quality medical care to patients.

Dr. Hotez Receives National Award

Dr. Peter Hotez, Professor and Chief of Tropical Medicine, Dean of BCM National School of Tropical Medicine, was recently the recipient of the **Distinguished Achievement Award** from B'nai B'rith International. The award recognizes Dr. Hotez, who is world-renowned for his work in tropical diseases and for his accomplishments against neglected tropical diseases. The award was presented by B'nai B'rith International CEO Daniel S. Mariaschin, who stated, "It is a momentous occasion in our organization's history to recognize such an outstanding physician scientist who has dedicated his life to improving the lives of those around the globe."



Dr. Hotez received his Bachelor of Arts in Molecular Biophysics from Yale University and earned his Ph.D. in biochemistry at Rockefeller University. He received his M.D. from Weil Cornell Medical College. He has dedicated his life to developing vaccines for neglected tropical diseases such as Chagas disease, hookworm infection, and schistosomiasis. These diseases are among the most common infections affecting the world's poor populations, and, in addition to occurring in the midst of poverty, can even cause poverty by their adverse impacts on child growth and intelligence, pregnancy, and work and productivity. In 2014, he was selected by the White House and U.S. State Department as a U.S. Science Envoy, which is composed of distinguished American scientists, to promote the U.S.'s commitment to science, technology, and innovation in the service of diplomacy and economic growth.

In accepting the award, Dr. Hotez reflected on the topic of science and public engagement and coined a term for what he calls "science tikkun." *Tikkun olam* is the Jewish concept of repairing the world. "Science tikkun," then is the attempt to unify these two ideas of repairing the world through public engagement while conducting scientific activities.

United States Representative Sheila Jackson Lee (pictured center, right) also was on hand and presented Dr. Hotez with a Congressional Resolution and a flag that was hoisted in front of the United States Capitol in his honor on February 27, 2017. She noted that she "came tonight because Dr. Hotez is a national treasure. He is clearly someone who exudes the basis of our existence and that is to help humanity." Dr. Paul Klotman, President, CEO, and Executive Dean of BCM (pictured left), and Dr. Mark Kline, Chair of Pediatrics at BCM and Physician-in-Chief at TCH (pictured right), also were in attendance at the event.





Announcements

Fond Farewell



Dr. Mark Kline announced that **Dr. Jennifer Arnold** has accepted a new position as Medical Director of the Simulation Center at Johns Hopkins All Children's Hospital in St. Petersburg, Florida. In making the announcement, Dr. Kline wrote, "I know you will join me in thanking Jen for her years of service here at Baylor and Texas Children's. She has been an exemplary medical leader for the Simulation Center in its most formative stages of development, as well as a wonderful friend and colleague to all of us. We always will take pride in having had her here on our faculty for almost a decade. As some of you know, Jen and her husband Bill have many family members in Florida. With two young children, the allure of being close to family was great. We wish Jen, Bill, Will and Zoey the best of health, greatest happiness and success in St. Petersburg."

Appointments



Dr. Cara Doughty has been appointed as **Medical Director of the Simulation Center at Texas Children's Hospital**, effective May 1. Dr. Doughty has been a faculty member in the Section of Emergency Medicine since 2007. She earned a B.A. degree (cum laude) from Rice University in 1996 and an M.D. degree from the Washington University School of Medicine in 2000. She completed pediatric residency training, chief residency, and a postdoctoral fellowship in Pediatric Emergency Medicine, all at Baylor College of Medicine and Texas Children's. She holds an M.Ed. in Health Sciences degree from the University of Houston. She currently serves as an Assoc. Professor of Pediatrics and Program Director for the Pediatric Emergency Medicine Fellowship program at BCM and TCH. She completed the Harvard Institute for Medical Simulation instructor course in 2014. She has been the recipient of a number of teaching awards and has worked closely with Dr. Arnold in our Simulation Center since it opened in 2008.



Dr. Mark Kline and Dr. Wayne Goodman (Chair, Department of Psychiatry and Behavioral Sciences, BCM) announced the appointment of **Dr. Laurel Williams** as **Chief of Child & Adolescent Psychiatry at TCH**. Dr. Williams had been serving as Interim Chief of that service for approximately six months. Laurel also will serve as **Section Head of Child & Adolescent Psychiatry within the Department of Pediatrics**. Dr. Williams received a B.S. degree in Psychobiology from the University of Southern California in 1994. She earned a D.O. degree from the University of North Texas Health Science Center in 1999. She completed training in General Psychiatry and Child & Adolescent Psychiatry at Baylor College of Medicine in 2004. She joined the BCM faculty as an Asst. Professor of Psychiatry in 2004 and was promoted to Assoc. Professor in 2012. She is certified by the American Board of Psychiatry and Neurology in both General Psychiatry and Child & Adolescent Psychiatry; has been the recipient of numerous teaching awards, including a Fulbright & Jaworski Faculty Excellence Award in 2011; and has served as Director of Residency Training in Child & Adolescent Psychiatry since 2009. Dr. Williams succeeds Dr. Efrain Bleiberg, who stepped down as Chief of Child & Adolescent Psychiatry in August, 2016.

Membership in American Pediatric Society

For the second year in a row, the BCM and TCH have had more new members than any other institution elected to membership in the prestigious American Pediatric Society. They are **Dr. Carolyn Altman**, Professor of Pediatrics-cardiology; **Dr. Tom Baranowski**, Professor of Pediatrics-nutrition; **Dr. Antonio Cabrera**, Asst. Professor of Pediatrics-cardiology; **Dr. Jeffrey Kaiser**, Professor of Pediatrics-neonatology; **Dr. Jeffrey Kim**, Assoc. Professor of Pediatrics-cardiology; **Dr. Douglas Moodie**, Professor of Pediatrics-cardiology; and **Dr. Benjamin Shneider**, Professor of Pediatrics-gastroenterology and George Peterkin Endowed Chair in Pediatrics.

Dr. Maria Elena Bottazzi, Professor and Associate Dean of the National School of Tropical Medicine, was selected as a 2017-18 Public Engagement Fellow of the AAAS Alan I. Leshner Leadership Institute for Public Engagement with Science. She is one of 15 infectious disease researchers selected for demonstrating leadership and excellence in their research careers and interest in promoting meaningful dialogue between science and society. Fellows will spend a week in Washington, D.C., in June for intensive science communication training and networking, with the goal of increasing public engagement opportunities. Dr. Bottazzi also gave the keynote address at the Houston Shoulder to Shoulder Foundation's 9th annual Gala, and was named to the 2017-2018 cohort of Leshner Leadership Institute Public Engagement Fellows in Infectious Disease. Her speech touched on their work in Honduras, where she grew up, and the poverty and medical needs there, as well as the poverty here in Texas and the United States and the work of NSTM in the fight against poverty-related diseases.

Dr. Paul Checchia, Professor and Medical Director of the Cardiovascular Intensive Care Unit at Texas Children's Hospital, received a RIITE Role Model Reward for Leadership for mentoring his CVICU team, leading by example and valuing relationships and communications.

Dr. Amy Hair, Asst. Professor and Director of the Neonatal Nutrition Program at Texas Children's Hospital, was selected by the American Society for Nutrition to receive the 2017 Samuel J. Fomon Your Physician Award. This award is given to a physician within 10 years of completion of medical postdoctoral training for outstanding work in the general area of pediatric nutrition, infant growth or body composition. Dr. Hair is nationally known for her leadership in advocating for human milk-feeding for very-low-birth-weight infants.

Dr. Jane Edmond, Professor, was elected president-elect of the American Association of Pediatric Ophthalmology and Strabismus at the association's annual business meeting, held April 3. She will serve as president in 2020.

Dr. Adrian Gee, Professor and Director of the Clinical Applications Laboratory at the Center for Cell and Gene Therapy, will receive the 2017 Career Achievement Award from the International Society for Cellular Therapy at the ISCT annual meeting in London, May 3-6, as part of the society's 25th anniversary celebration. Dr. Gee is being recognized for his contributions to the cell therapy industry, including building and running one of the world's largest academic manufacturing facilities that has produced viral vectors and engineered cells for thousands of patients all over the world.

Dr. Peter Hotez, Professor, received both B'nai B'rith International's Distinguished Achievement Award (see page 23) and the southwest chapter of the American Medical Writers' Association's John P. McGovern award.

Dr. Addy Kekitiinwa, Assoc. Professor and Executive Director of Baylor-Uganda, together with a delegation from TCH, led by **Dr. Poplack**, held a strategic meeting with the Minister of Health, senior managers from the Uganda Cancer Institute and Makerere University. Among things discussed were the modalities of establishing a Centre of Excellence for Pediatric Hematology-Oncology care, treatment and research in Uganda.

Dr. Anna Mandalakas, Assoc. Professor, led the Global Tuberculosis Program that was invited by the National Health Ministry and the International Organization for Migration to develop the National TB Trainings in Colombia from February 2 – 3, 2017. A second health nutrition program was established with the support of Exito Foundation and Oleoducto de los Llanos, who fundraised \$100,000.

Dr. Heather Needham, Asst. Professor, was appointed to the PREP Self-Assessment Editorial Board, February 6.

Dr. Lenora Noroski, Asst. Professor, was selected by California State University Long Beach to receive their highest alumni honor, the 2017 Distinguished Alumna for the College of Natural Sciences and Mathematics, bestowed by the Alumni Association. She will be presented with this prestigious award at the Hyatt Regency Long Beach Awards Banquet on May 4, 2017. Dr. Noroski also was praised for orchestrating the doctor team, including herself with Drs. David Corry, Kristin Moore from Houston and Andrew Grant and Jeff Aycock from Galveston, on-board Southwest Airlines for in-flight resuscitation of an unresponsive passenger on Mar 6, 2017. She was interviewed by Channel 2 Houston on this topic on March 9, 2017 at TCH in a feature titled “Houston doctors save unconscious man on plane” and, in a subsequent interview, the surviving passenger and his wife expressed their gratitude. The story is published on KRPC, MSNBC, Newserv, Yahoo and Lifiable and found on Twitter and media sites.

Dr. Jean Raphael, Assoc. Professor, was named Executive Advisory Committee Member to the Texas Medical Center Health Policy Institute Executive Advisory Committee.


Dr. Heidi Russell, Assoc. Professor, was appointed to a Texas Health and Human Services Clinical Champions' advisory team charged with reviewing possible metrics for pay-for-performance on the future rounds of Delivery System Reform Incentive Payment under Medicaid.

Dr. William T. Shearer, Professor, was awarded the Clinical Immunology Society's Distinguished Service Award. The prestigious award recognizes outstanding service contributions to the field of clinical immunology and/or the Clinical Immunology Society. It was presented at the 2017 Annual clinical Immunology Society Meeting, held March 23-26 in Seattle, Washington.

Dr. Binoy Shivanna, Asst. Professor, was elected president-elect of the Southern Society for Pediatric Research at the society's recent meeting in New Orleans. In this role, he will support the society's mission of furthering pediatric investigation and research providing a forum for its members to meet and present their data for critical review.

Dr. Richard Thompson, Asst. Professor, is the recipient of the Eleanor B. North Poetry Award by Sigma Tau Delta, the International English Honor Society. These awards are given annually in the areas of writing, performance, and service.

Faculty to Edit Renowned Pediatric Textbook



Dr. Mark Kline has been selected as the new Editor-in-Chief of the world-renowned 2-volume textbook, *Rudolph's Pediatrics*. Considered a landmark pediatrics reference, the textbook has defined the pediatric field for more than a century. It is known for its balance of clinical features and treatment of diseases with underlying biological principles, providing up-to-date and in-depth surveys of pediatric medicine. “With its algorithmic approach to pediatric systems, the book facilitates the diagnosis and treatment of both common and uncommon pediatric illnesses; and it reflects new technologies and advances in molecular medicine that continue to evolve with current thinking about normal childhood development and pediatric disease processes.”



Editors

Drs. Susan M. Blaney, Angelo P. Giardino, Jordan S. Orange, Daniel J. Penny, Gordon E. Schutze, and Lara S. Shekerdeman.

Faculty Give International Presentations

- Dr. Tom Baranowski** was keynote speaker, presenting “Narrative Involvement in Games for Diet and Physical Activity Change” at the HealthNar (Health Narratives) closing symposium, entitled “Mediated Narratives, Interactive Technology, and Health Behaviors, Antwerp, Belgium, March 23-24.
- Dr. Marta Fiorotto**, was an invited speaker presenting, “Critical windows for the programming effects of early growth and nutrition on skeletal muscle mass” at the Recent Research in Nutrition and Growth (NNIW89) conference in Dubai, UAE March 26-29.
- Dr. Carla M. Davis** was invited to give two lectures, entitled “Immunomodulatory Effects of Food Allergy Immunotherapy” and “Managing Eosinophilic Esophagitis with Precision and Accuracy,” at the 52nd International Congress of Allergy and Immunology, held in, Alexandria, Egypt, February 22- 24. Dr. Davis also was invited to give a lecture on “Managing Eosinophilic Esophagitis with Precision and Accuracy” at the Third Annual Meeting of the Arab Society of Allergy, Asthma and Clinical Immunology, at Al Azhar University, Allergy and Immunology Center, in Cairo, Egypt, on February 26.
- Dr. Marietta M. DeGuzman** was invited to give a lecture entitled, “Auto Inflammatory Disorders: An Update Transition to Adult Care,” at the 23rd Philippine Rheumatology Association Annual Meeting held in Manila, The Philippines, on February 23-25. Dr. DeGuzman, also was an invited speaker addressing “Joint Issues in Pediatrics” for the Department of Pediatrics at the Veteran’s Hospital in Quezon City, Philippines on February 26.
- Dr. Silvina Kahan** gave a presentation entitled “Comprehensive Management of Children with Sickle Cell Anemia in Cabinda, Angola” at the 3RD Congress on Sickle Cell Disease, in India.
- Dr. Tamir Miloh** gave three presentations, entitled “Pathophysiology and Genetics in Wilson’s Disease,” “Long-term Outcomes in Wilson’s Disease,” and “*De novo* Autoimmune Hepatitis,” at the Indian Society of Pediatric Gastroenterology Hepatology & Nutrition, held in New Delhi, India, in March. He also spoke on Pediatric Liver Transplant, Grand Rounds, Institute of Liver and Biliary Sciences.

Faculty Members Impact Medical Education




BCM/TCH was well represented at the Annual Meeting of the Association of Pediatric Program Directors (APPD) meeting in Anaheim, California, April 4-5. **Dr. Teri Turner** was recognized as an APPD Sponsor. Among workshop presenters were **Drs. Teri Turner, Lauren Hess, and Dana Foradori** (“Mind Makeover-Cultivating a Growth Mindset”); **Dr. Heather Crouse** (“Going Global in Fellowship – How to Integrate Global Health (GH) in Post-Residency Training”); **Drs. Adam D. Wolfe, Kim B. Hoang, and Sarah E. Denniston** (“Teaching Conflict Resolution on the Road to Milestone Attainment: Lessons from Business, Diplomacy and Theatre”); **Cassandra D. Shorter** (“Juggling All Aspects of a Coordinator’s Day!!!”); and **Drs. Michelle D. Barajaz and Mark Ward** (“War Stories: Tales from the Trenches – Enhancing Program Resilience in the Face of Crisis before the Unthinkable Happiness”). Dr. Kim Hoang gave a platform presentation (“Resident Driven Clinical Pathways”), and faculty members also presented poster abstracts: **Drs. Audrea M. Burns, Jake A. Kushner, Mark A. Ward, and Jordan S. Orange** (“A Novel Approach to Training Pediatrician-Scientists During Intern Year of Pediatric Residency Training”); **Dr. Michelle A. Lyn** (“Evolution of an Inpatient Flow Chief Resident”); **Drs. Linessa M. Zuniga, Taylor R. McLain, Jolie J. Britt, Betsy A. Cowling, Judson A. Moore, Roger K. Nicome and Teri Turner** (“A Program’s Response to Burnout: Creation of a Multifaceted Resiliency Curriculum”); and **Drs. Elizabeth M. Keating, Heather Lukolyo, Chris R. Rees, Padma Swamy, Teri L. Turner, Stephanie Marton, Jill Sanders, Edith Q. Mohapi, and Gordon E. Schutze** (“Benefit or Burden? International Preceptors’ Perceptions of Short-term Global Health Elective Learners at Two Sites in Sub-Saharan Africa”). **Drs. Lanessa D. Bass, Erik D. Malmberg, Susan Gillespie, Julieana Nichols, Teresa Duryea, Teri Turner, and Gordon E. Schutze** also serve on the Diversity Task Force: “How Underserved Tracks May Attract a Diverse Physician Workforce.” **Dr. Satid Thammasitboon** was invited to deliver a Professional Development Symposium (“Reframing Careers for Academic Success: Aligning Identity and Scholarly Activity”), which was selected by the APPD Faculty & Professional Development Taskforce.

DEPARTMENT RESEARCH . . .

HIGHLIGHTS & UPDATES

Procedure Facilitates Funduscopy in Young Children



Dr. Imad T. Jarjour, Assoc. Professor, recently published new findings regarding a means to overcome the difficulty of performing direct ophthalmoscopy in young children, which is important for evaluating possible papilledema in children with headaches. He noted that a child with recurrent headaches for more than a month, with normal neurological examination and funduscopy, positive family history of migraine, and no gait abnormality or history of seizure likely does not have a space-occupying lesion. However, headaches and papilledema are an indication for neuroimaging, but physicians usually have difficulty performing direct ophthalmoscopy in young children. Dr. Jarjour noted that having the children, even those as young as 2 years of age, open their mouths widely and say “ah” during the ophthalmoscopy increases greatly the success rate of visualizing the optic disc to more than 80% of the time. Another successful approach is to have the parent or caregiver stand several feet in front of the child and make faces, which helps to distract the child further, so that the funduscopy can be performed in a matter of seconds. The technique may also be helpful for older children with photophobia, and it renders eye closure somewhat more difficult when the mouth is wide open simultaneously.

Study Reveals Overuse of Oral Corticosteroids

Dr. Harold Farber, Assoc. Professor, and colleagues reported results of a data analysis, using a computerized database from Texas Children’s Health Plan, from children between 1 and 18 years of age with a diagnosis of asthma from January 2011 to January 2016. Findings, reported in the journal *Pediatrics*, revealed substantial overprescribing of oral corticosteroids in children with asthma. The study’s goals were to identify patterns of oral corticosteroid prescribing for the pediatric population and to determine if different types of providers had different rates of prescribing them.



“We want to make sure the right people have the prescription. In the right situations, oral corticosteroids are useful. In the wrong situation, they are not beneficial and are potentially harmful, just like antibiotics,”

– Dr. Harold Farber

Findings from the database revealed that almost half of the children younger than 5 years of age with asthma had been prescribed an oral corticosteroid in the previous year, and more than 40 percent of children in the older age group had received one or more oral corticosteroid prescriptions in the previous year. Pediatricians prescribed fewer oral corticosteroids than did family medicine or internal medicine providers.

Dr. Farber noted that oral corticosteroid are “very useful for severe asthma flare-ups because they shrink the swelling and inflammation in the breathing tubes, help reduce the risk of hospitalizations and reduce the number of days in the hospital” and also have side effects when used frequently.

Stand Up to Cancer Grant to Fund Research



Dr. Meenakshi Hegde, Asst. Professor, was awarded a grant from the Stand Up to Cancer organization for her research focused on finding new treatment for glioblastoma, the most common malignant brain tumor. The three-year grant of \$750,000 is one of 10 Innovative Research Grants awarded by the organization, which was established in 2008 by film and media leaders, including co-founder Katie Couric. Dr. Hegde's research focuses on chimeric antigen receptor (CAR) T cells that specifically recognize and target the human epidermal growth factor receptor 2 (HER2), a protein associated with glioblastoma. So far, research at BCM on the HER2 CAR T cells has had promising results in patients enrolled in a phase 1 clinical trial, but more research is needed to improve their anti-glioblastoma activity. Dr.

Hegde and her lab will develop a novel methodology to empower the patient's tumor-targeted CAR T cells to overcome multiple T Cell inhibitory pathways, which in turn will enhance their anti-glioblastoma activity. The team hopes to gain insights into the basic mechanisms of inhibitory signals in CAR T cells in order to design more effective new generation CARs and create a "T-cell platform" that is resistant to being disabled within the tumor microenvironment.

Grant Allows for Expansion of Passport for Care


A \$1.5 million grant from the Cancer Prevention Research Institute of Texas (CPRIT) will be used to expand Passport for Care, an innovative, web-based program developed by TCH and BCM's Center for Collaborative and Interactive Technologies. Passport for Care was created to ensure that survivors of childhood cancer in Texas will receive the health care that best meets their individual and unique needs. The grant, the third from CPRIT, will help continue and expand this initiative.

Texas has more than 35,000 survivors of childhood, adolescent, and young adult cancer. They face late effects of their cancer treatment, including infertility, second malignancies, and cardiac failure, that may impact their quality of life, or in some cases be life-threatening. Many of them face obstacles with regard to receiving quality care, including lack of access to cancer treatment summaries and limited knowledge of the risks they face with late effects. They also lack guidelines for follow-up screenings.

To address these concerns, Passport for Care launched a clinician website that uses an algorithm to generate a set of potential late effects based on the individual's treatment history. It also delivers a corresponding set of follow-up recommendations based on Children's Oncology Group guidelines. This latest grant from CPRIT will allow Passport for Care to expand across Texas, targeting additional cancer clinics, as well as the Texas Cancer Registry. The goals are to double the number of Texans enrolled in the program, to improve the functionality of the survivors' website, and to expand the program for the future, including to increase the number of people who understand the risks of late effects and seek follow-up screening to reduce potential morbidity and mortality resulting from late effects of cancer therapy.

"Health concerns for childhood cancer patients do not end when their cancer treatment is successfully completed, but it can be complicated for survivors and their physicians to keep up with healthcare recommendations. We developed Passport for Care to translate complex follow-up guidelines into a user-friendly, personalized care plan."

– Dr. David Poplack, Director of TCH Cancer Center
and co-developer of Passport for Care



Researchers on Hunt for Chagas Disease



Researchers in the section of Pediatric Tropical Medicine are screening hunters and outdoor enthusiasts from across Texas for a parasitic infection transmitted by the triatomine known as the “kissing bug.” Despite the cute name, this nefarious insect can infect humans and animals with *Trypanosoma cruzi*, a parasite that lives silently in cardiac tissue for years. Most people do not know that they have the disease until symptoms of heart failure are present, by which time the opportunity for treatment is too late. Approximately 30% of infected individuals will progress to develop severe and often fatal cardiomyopathy.



The current study aims to screen 4,000 at-risk Texans for disease while still in the phase for effective treatment. The kissing bug or “chinche” lives in rural areas and has distinguishable markings. **Dr. Sarah Gunter**, along with **Dr. Melissa Nolan Garcia** and others from **Dr. Kristy Murray’s** (pictured top to bottom) Laboratory for Zoonotic and Vector-Borne Diseases, is leading the collection of blood samples and is checking them for infection .



“There are many different animals that can serve as reservoirs,” said Dr. Garcia, “including deer and feral hogs, both of which are frequently hunted in Texas. And the prevalence of *T. cruzi* in these areas is very high in some animals. There is concern that hunters can be putting themselves at risk by field dressing animals without wearing protective gear such as gloves.”

Increased Viral Load Related to Less Severe RSV



“This type of data supports the development of antiviral drugs for the treatment of RSV infection. RSV is the major respiratory pathogen of infants and young children and an important pathogen of severe respiratory disease in the elderly and at-risk individuals. We currently do not have approved RSV vaccines or antiviral drugs. Hopefully in the next decade we will have both vaccines and antiviral drugs approved in the U.S. for the prevention and treatment of RSV.”

--Dr. Pedro Piedra, Professor

Research analyzing nasal samples of infants admitted to the ER who tested positive for RSV has shown that children with less severe RSV had more virus in their bodies, as measured by levels of five RSV genes. The researchers measured cytokine levels in nasal samples taken from the children and gathered data on the infants’ clinical outcomes: which were sent home and which were hospitalized. Knowing the extent of the virus inside the infants, based on cytokine levels, and the degree of illness, they looked for relationships among these data and sought to understand the host and viral determinants of disease severity. Findings revealed that the levels of RSV genes correlated with cytokine levels, showing that the host response was proportional to the amount of virus present, which they expected. The surprising finding was that increased cytokine levels were related to improved clinical outcomes. One conclusion was that the more virus the child has early in infection allows the host immune system a greater chance to recognize the pathogen and mount a productive response.



MAKE A NOTE . . .

UPCOMING EVENTS

Resident Scholarship Day *June 9, 2017* *Texas Children's Pavilion for Women 4th Floor*

The third Resident Scholarship Day will be held on June 9, 2017. All residents (categorical and non-categorical) were encouraged to submit an abstract describing their scholarly work undertaken during their residency training, even if the project is still in progress or their Scholarly Activity blocks are not yet completed. The emphasis of the session will be on the process of scholarship. Residents who submitted an abstract will have the opportunity to present their work either as a traditional or electronic poster during a 1-hour poster session, held from 12:00 – 1:00 pm.



Norton Rose Fulbright Portfolio Preparation Workshop

May 5, 2017

2:00 – 4:00 pm

DeBakey Classroom M319.01/M319.03

The Academies Collaborative Symposium

May 12, 2017

8:00 am - 5:00 pm

Galveston Convention Center

Galveston, Texas

"Coaching for Excellence: Developing Superstars in Health Professions"

Educational Mini Grants Due

June 2, 2017

Norton Rose Fulbright Portfolio Submission Deadline (5 PM)

June 19, 2017

Pedi Press is a quarterly publication of the Department of Pediatrics. Articles and other items should be submitted to Dr. Lee Ligon at bligon@bcm.edu.

The next deadline is JULY 7, 2017

Dr. Mark Kline, Editor-in-Chief
Dr. B. Lee Ligon, Managing Editor & Graphics Design
Dr. Gordon Schutze, Consulting Editor
Julie O'Brien, Copy and Content Editor